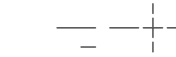


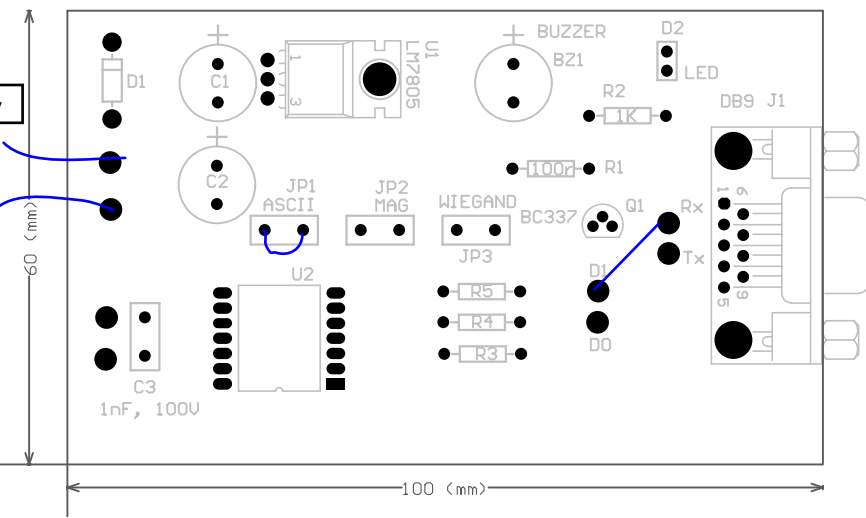
6.0



5.0

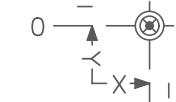
+8v to 16v

GND



1.0

ENGINEER:		TITLE: Custom Made Board		PLACE LOGO HERE	
PHONE:					
ENGINEER:		PART NO: RF ID Eval 01		REV: 01	
PHONE:				DATE: 20-Nov-2003	
FILE NAME: PCB1.PCB		LAYER: Mechanical Layer 4		GERBER: .GTD	



0

0

1.0

2.0

3.0

4.0

5.0

6.0

7.0

